



# 10 Mistakes to Avoid When Implementing a Pavement Management Program

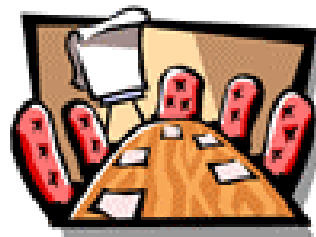
StreetSaver User Conference  
Ontario, CA  
November 7<sup>th</sup>, 2007



## 1. Get Support from Upper Mgmt

---

- ▶ Director/City Manager/Council
- ▶ You must be credible to:
  - Advocate for funding
  - Cost-effective work plans
  - Make policy changes
  - Avoid worst first policy





## 2. Be Aware of Regulatory Needs

---


- ▶ Section 2108.1 of the Streets and Highway Code
- ▶ Regional requirements for funding
  - Orange County – Measure M
  - MTC – STP funds



## 3. Be Realistic about Schedules

---

- ▶ Select PMS program
- ▶ Inventory data
- ▶ Condition assessment – longest and most expensive task
- ▶ Budget analysis
- ▶ Communicate results





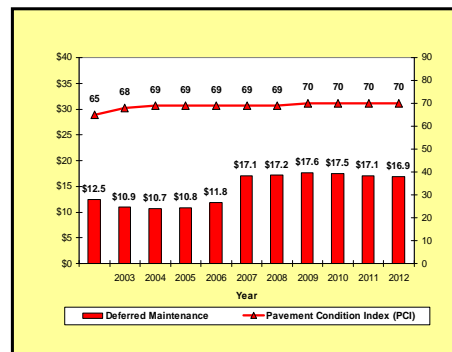
## 4. QC Data Collection

- ▶ Most expensive task
- ▶ Calibrate technicians
- ▶ Make notes about:
  - Anomalies
  - Pavement changes
  - Const/haul routes



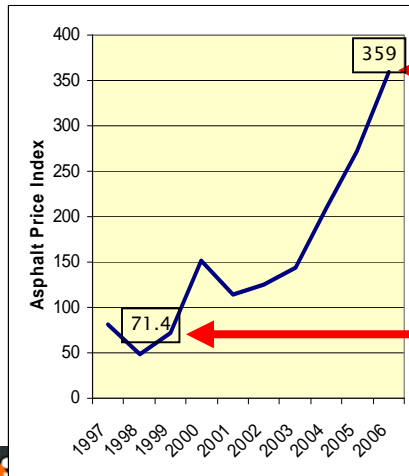
## 5. Understand Funding Process

- ▶ Sources of funding & limitations
  - Gas tax
  - Sales tax
  - Bonds
- ▶ Total agency costs vs. construction costs





## 6. Update Unit Costs



- ▶ Construction costs keep going up
- ▶ Oil at \$94/barrel
- ▶ Asphalt prices have increased five-fold since 1999



## 7a. Pre-defined Projects

- ▶ Committed funding
  - STP projects
  - Multi-year, multi-phase projects
  - Corridor projects
  - Utility coordination
- ▶ “Packaging”





## 7b. Coordinate with Utilities

- ▶ Common complaints
- ▶ Quarterly coordination mtgs
- ▶ Moratorium
- ▶ Fee ordinances
- ▶ Restoration stds



## 8. Verify Before Design

- ▶ Network vs. Project Level
- ▶ Pavement design
  - Deflection analysis
  - Accurate quantities





## 9. Train Your Successor

- ▶ Personnel turnover
  - Promotions
  - Transfers
- ▶ Loss of institutional knowledge
- ▶ “Dusty shelf” syndrome



## 10. Be Prepared!

- ▶ Circumstances change
  - Priorities of public and upper management
  - Funding
- ▶ Look for windows of opportunity



Pavement  
Management



---

## Questions?

Contact:

Margot Yapp, P.E.

[myapp@nce.reno.nv.us](mailto:myapp@nce.reno.nv.us)

(714) 848-8897

**nichols**  
CONSULTING ENGINEERS

The logo for Nichols Consulting Engineers features the word "nichols" in a bold, lowercase sans-serif font, with the "n" inside an orange circle. Below it, "CONSULTING ENGINEERS" is written in a smaller, uppercase sans-serif font. The background of the slide is a dark, abstract image of a road or landscape with a blue and orange graphic element on the right side.